


## WIGGINS Non-Pressurized Systems

Wiggins Service Systems continues to lead the industry with innovative new products. We have recently introduced our second non-pressurized fast fuel system the JN125. The JN125 allows you to use your existing Wiggins nozzle but does not pressurize the fuel tank.



**JN125**



**VR300 System**



The VR300 system is also non-pressurized and has a flow capacity of up to 300 gallons per minute. Non-pressurized systems allow operators to use Wiggins high flow fueling systems on vehicles with lightweight or composite fuel tanks.

*For more information on the fast fuel systems, and authorized Wiggins Service System Distributors, or to see what is new, please log onto our web-site [www.adelwiggins.com](http://www.adelwiggins.com)*




Wiggins Service Systems  
5000 Triggs Street, Los Angeles, CA 90022  
323.269.9181 ■ Fax: 323.269.3759

[www.adelwiggins.com](http://www.adelwiggins.com)

## WIGGINS Service Systems

*Work Faster, Cleaner, Safer*



**Wiggins Service Systems**  
*Work Faster, Cleaner, Safer*

Since 1967, operators of heavy off-road equipment have relied on the Wiggins Service Systems to provide faster and safer fueling of diesel powered machinery. Today, Wiggins Service Systems are standard factory equipment on most large mining and construction vehicles produced worldwide. With rising costs associated with worker injury, hazardous material remediation, and the increasing cost of diesel fuel, the Wiggins Service System is an essential tool for all off-highway equipment.

Incorporating a "dry break" fueling nozzle, the Wiggins system allows service personnel to fuel

# WIGGINS Service Systems

vehicles with both feet on the ground. Delivering fuel at rates up to 150 gallons per minute, the Wiggins system provides cost savings by fueling at a rate six times faster than with the traditional "splash fueling" method,

### Advantages of the Wiggins Refueling System

- Faster fueling up to 150 G.P.M.
- Reduced spillage with the automatic shut-off system
- Safer operation because refueling is done from ground level
- Reduced foaming which permits filling tanks fully

while greatly reducing the risk of injury due to slips and falls by service personnel. The bottom fill concept also reduces foaming, which previously resulted in partial fuel loads requiring vehicles to return to the fueling point multiple times during each work shift.

Wiggins systems for crankcase oil change, transmission fluid service, hydraulic oil maintenance and cooling fluid fill produce similar productivity increases. In addition, the automatic shut-off, no spill, closed loop fueling system reduces costs associated with cleaning fluid spills.

More than 90% of all large mine operations use Wiggins Service Systems. Wiggins is the world wide leader in fast diesel fueling technology.

## How It Works

The Wiggins "fast fuel" System is based on the simple concept of using a sealed vehicle tank to allow a small amount of back pressure to build up and automatically shut off the nozzle. A receiver is mounted on the tank, located near the bottom. Bottom filling helps eliminate foaming which can occur during top fueling "splash fill".

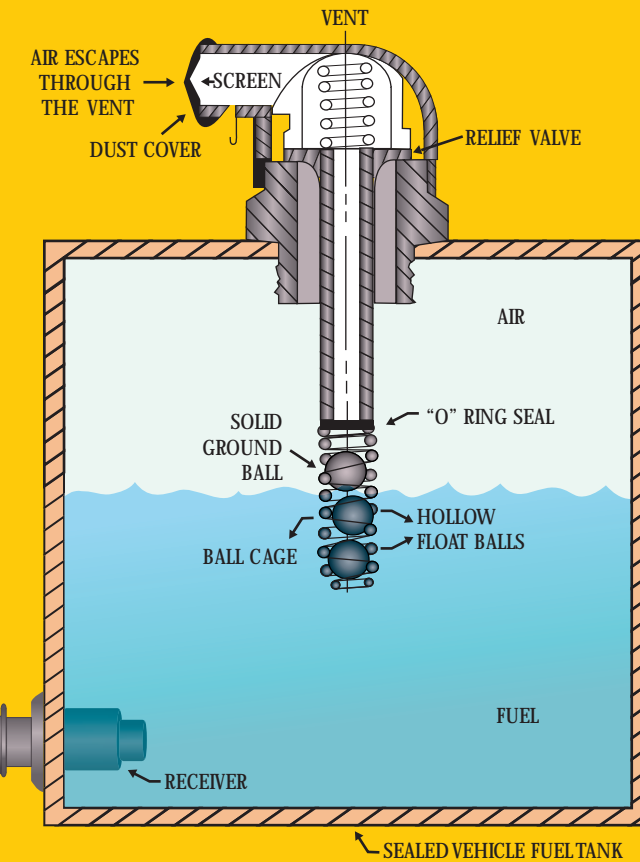
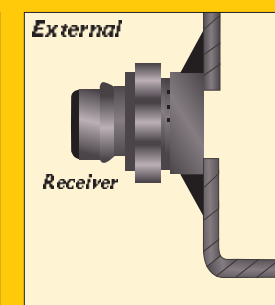
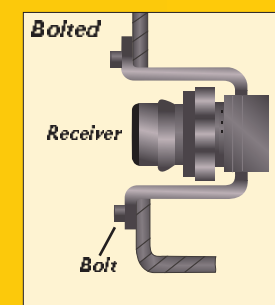
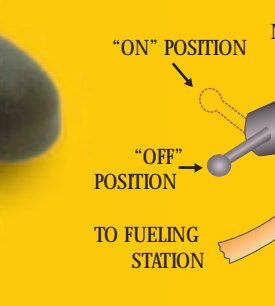
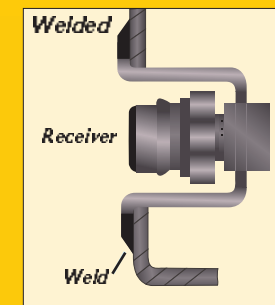
# WIGGINS Service Systems

The Wiggins ZZ9A1 nozzle is attached to the receiver, the handle is turned to the "ON" position, and fuel begins to fill the fuel tank at a rate up to 150 gallons per minute. As fuel enters the tank, it forces the air inside the tank to exit through the Wiggins vent. When the fuel level nears the top of the tank, the "hollow floating balls"

force the third "solid ball" to seal against the vent "stem", sealing the tank and stopping the air flow out of the tank. As fuel continues to flow, pressure inside the tank builds until it reaches 8 to 10 PSIG. At 8 to 10 PSIG, the nozzle automatically shuts off. The nozzle shut off is gradual, preventing a hammer effect which could damage the fuel line. The nozzle can then be removed, and is ready to fuel the next vehicle!



**Mounting Receivers:**  
There are four ways to mount receivers (complete installation instructions, see Bulletin WIS-4).



**Mounting Vents:**  
There are three ways to mount vents (for complete installation instructions, see Bulletin WIS-4).

